



**Florida
DrupalCamp 2013**

Sat. April 20, 2013 @ Florida Technical College in Orlando, FL

Managing Your Media with Drupal

Paul McKibben

Paul McKibben



Lead Drupal Architect at Mediacurrent

Drupal.org: paulmckibben

Twitter: @paulmckibben

IRC: paulmckibben

paul.mckibben@mediacurrent.com



Objectives



- Understand the fundamentals of the File Entity and Media modules, and their ecosystem.
- Learn how to organize and reuse assets by building a media library.
- Learn how to use media assets in your content.

Agenda



- Media ecosystem overview.
- Building a categorized, organized media library.
 - Adding fields to files.
 - Tailoring the Media Browser view.
- Using Media in your content.
 - Images
 - Video
 - Audio
- Wrap-up, Q&A

Media in Drupal 7



The two main modules:

File Entity http://drupal.org/project/file_entity

Media <http://drupal.org/project/media>

Versions:



Recommended releases

Version	Downloads	Date	Links
7.x-1.3	tar.gz (177.35 KB) zip (206.54 KB)	2013-Mar-02	Notes

Other releases

Version	Downloads	Date	Links
7.x-2.0-unstable7	tar.gz (94.9 KB) zip (119.98 KB)	2012-Nov-18	Notes

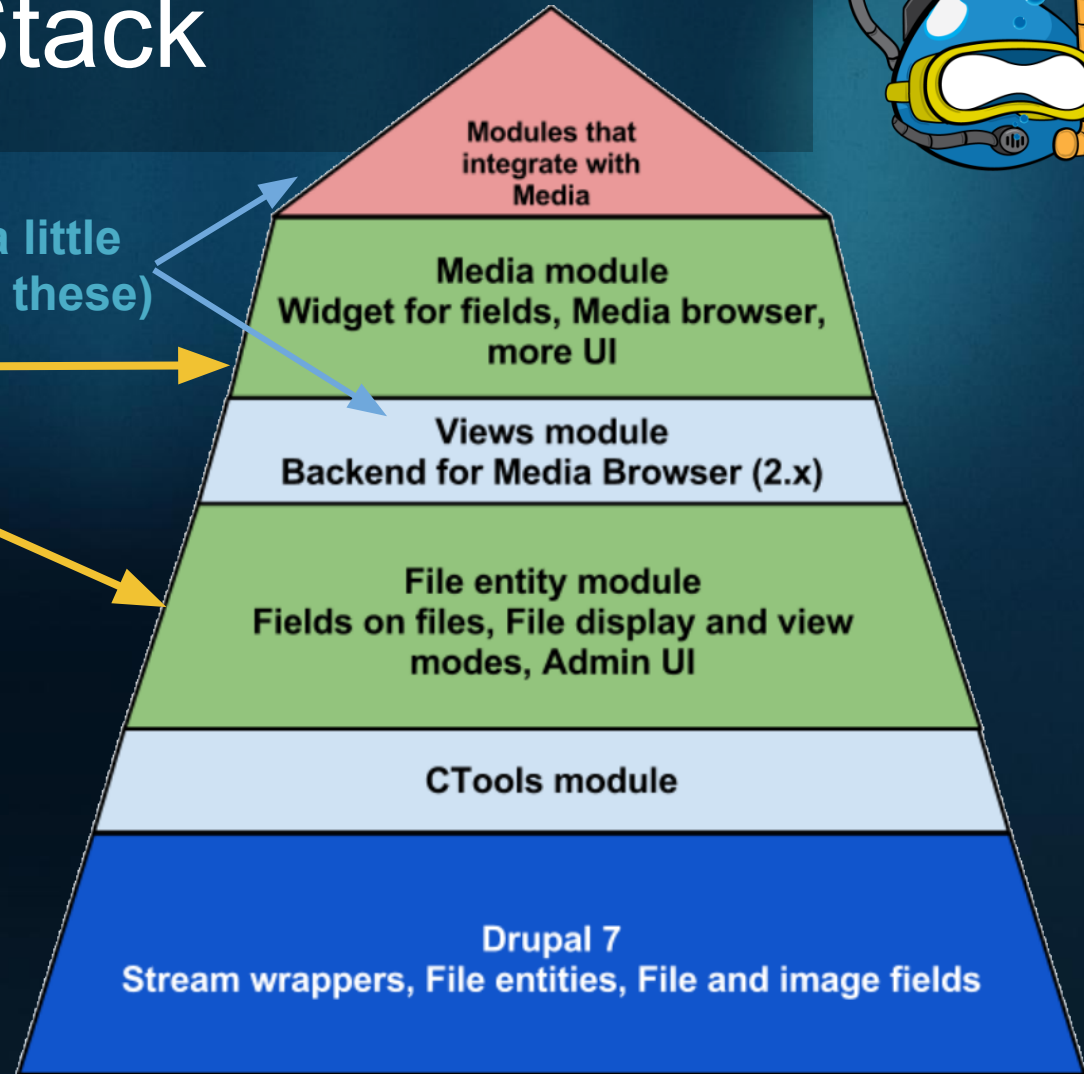
Fear not the "unstable." It's better!

The Media Stack



**We'll talk
about
these**

(and a little
about these)



*Graphic from Dave Reid's
DrupalCon Denver presentation.*

*[http://denver2012.drupal.org/
program/sessions/drupal-media](http://denver2012.drupal.org/program/sessions/drupal-media)*

File Entity? What's an Entity?




Basic building block

- Represents something
- Common API
- Can have fields
- Can reference each other

Other entities:

- Nodes
- Users
- Taxonomies
- Comments
- Drupal Commerce Products
- Build your own with ECK



<http://www.flickr.com/photos/meesho/18428861>

~~*Drupal 8: Everything
in a node!*~~

Let's start building...



Media Library

- Hypothetical Drupal blog.
- We want a media library:
 - Organize videos, audio, and images
 - Reuse in our articles.
 - Tag with taxonomy terms.

How we'll do it:

- File Entity: define term reference fields on our files.
- Media Browser view: tailor to filter on our new fields.

Demo



Creating our Media Library infrastructure

File Type Configuration

File display formats



Default from Media module:

Generic file	Usually a small icon + link to the file.
Table of files	Useful for multi-valued fields. List files/inks in table.
URL to file	Provides an unlinked URL to the file.
Rendered file	The file, rendered and embedded in your article. <i>Allows you to select the file view mode.</i>
Large filetype icon	Shows a large icon.

Added by html5_media module

Media Player	For audio/video, renders <audio> or <video> tag, which shows a player on compatible browsers.
--------------	---

Tips



Understanding display settings

- **File display:** specifies how the file is rendered in each view mode.
- **Field display:** visibility of file and label in each view mode.
- You can add more view modes with the **Entity View Modes** module, or possibly **Display Suite** (haven't tried).

Demo



Creating our Media Library infrastructure

Tailor Media Browser view

Tips



Media Browser View

- Edit this view at Structure -> Views -> Media Browser (File)
- Avoid autocomplete in exposed filter if possible.
- If you must autocomplete in exposed filter, turn off autosubmit (Advanced -> Exposed Form Settings)

Next: Using Media in Articles



With fields

- Use a File or Image Field, with Media File Selector widget.
- One field for all media, or separate fields for images, video, audio?
 - Either is allowed
 - Separate fields make it easier to control display

We'll also look at display configuration

- File display
- File Entity field display
- Node field display

Demo



Adding Media to Content Types

File and Image Fields

Display Modes

Demo



Configuring WYSIWYG for Media

Text Format: special filter required

WYSIWYG: tool and configuration

Tips



Text Format Configuration

- To use the Media tool in WYSIWYG, you *must* enable the "Convert media tags to markup" filter in the corresponding text format.

WYSIWYG Configuration

- At least for some versions of TinyMCE, you may need to turn off "Verify HTML" for now. TinyMCE 3.5.8 is reported to fix this (<http://drupal.org/node/1835826>)

Recap of Modules



<code>file_entity</code>	Allows files to be fieldable and to integrate with Views
<code>media</code>	Provides framework for other modules, provides Media Browser, file field widget, and WYSIWYG plugin.
<code>media_internet*</code> <small>*included with media</small>	Part of media module package, but enabled separately. Allows media files to be copied from a URL.
<code>html5_media</code>	Allows audio and video files to be rendered using html5
<code>media_youtube</code>	Allows Youtube videos to be managed as Drupal files and embedded in content.
<code>media_vimeo</code> <small>7.x-2.x-dev</small>	Allows Vimeo videos to be managed as Drupal files and embedded in content.

To find out more...



<http://groups.drupal.org/media>

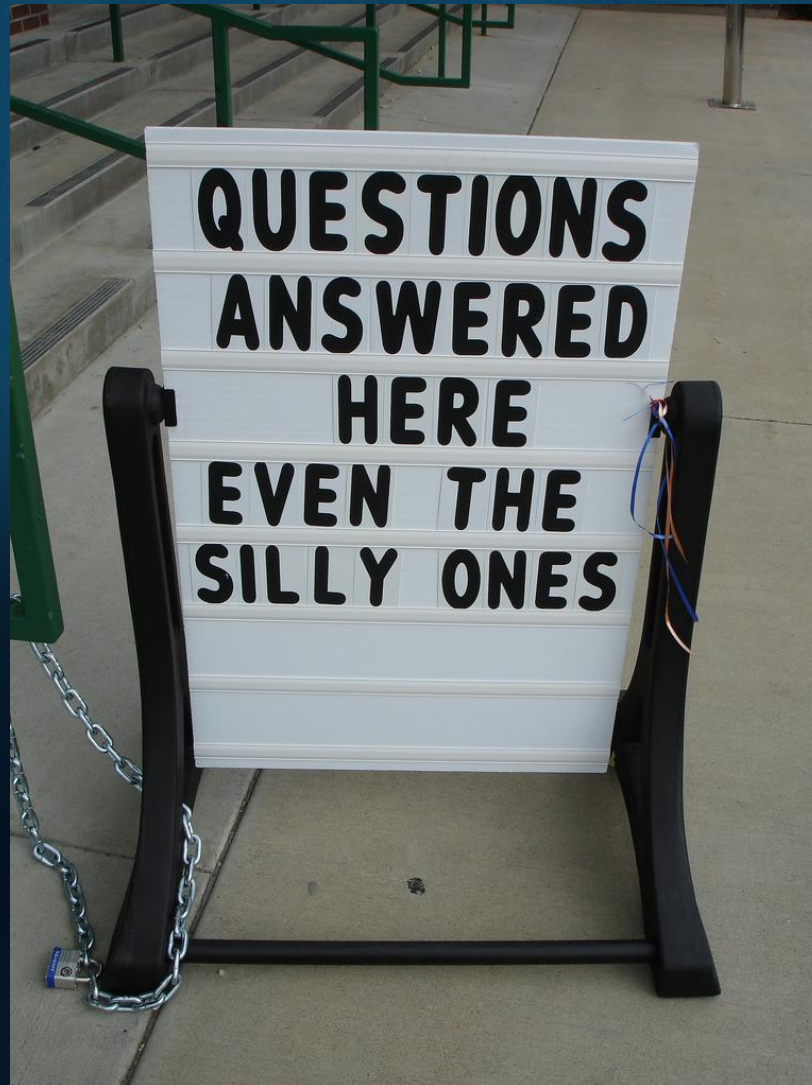
The Media group on GDO: post questions, read past questions and answers, get news on progress.

irc.freenode.net, [#drupal-media](#) channel

Where media maintainers and users hang out. Also where media office hours occur.

<http://groups.drupal.org/node/168009>

Modules that extend the Media module (wiki page).



<http://www.flickr.com/photos/travelinlibrarian/223839049/>



Florida DrupalCamp 2013

Sat. April 20, 2013 @ Florida Technical College in Orlando, FL

What Did You Think?

Please Evaluate this session at:
fldrupalcamp.org/program/schedule

What Next?



Stay here:

Go Fish:

First Name
Last Name

d.o username
Company/Organization
Job Title/Position

